








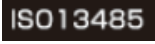


**Package insert for
Hydron 1Day Contact Lens**

IMPORTANT: Please read carefully and keep this information for future use. This package insert is intended for the eye care practitioner, but should be made available to patients upon request. The eye care practitioner should provide the patient with the patient instructions that pertain to the patient's prescribed lens.

The following symbols may appear on the label or carton

Symbol	Definition
	See Instructions for Wearers
	Use by Date (expiration date)
	Recycling symbol
	Batch Code
	Sterile using Steam Heat
	Manufacturer
	Quality System Certification Symbol
	Lens contains UV blocking monomer
PWR	Power (in diopters) for contact lens
BC	Base Curve
DIA	Diameter
	Do not reuse symbol
	Quality Management System

CAUTION: FEDERAL LAW RESTRICTS THIS DEVICE TO SALE BY OR ON THE ORDER OF A LICENSED PRACTITIONER.

Table of Content

1.	GLOSSARY OF TERMS	3
2.	DESCRIPTION.....	4
3.	ACTIONS	5
4.	INDICATIONS FOR USE.....	5
5.	CONTRAINDICATIONS (REASONS NOT TO USE)	5
6.	WARNINGS.....	6
7.	PRECAUTIONS	6
8.	ADVERSE REACTIONS	6
9.	WEARING SCHEDULE	7
10.	LENS CARE DIRECTIONS	8
11.	CARE FOR A DRIED OUT (DEHYDRATED) LENS	8
12.	CARE FOR A STICKING (NONMOVING) LENS.....	8
13.	EMERGENCIES	8
14.	HOW SUPPLIED	8
15.	REPORTING OF ADVERSE REACTIONS.....	8

1. GLOSSARY OF TERMS

Words that are explained below are identified at each occurrence in the text by highlighting with bolding.

Terms	Definition
Adnexa	Tissue surrounding the eyeball.
Ametropia (myopia and hyperopia)	<p>Myopia: Nearsightedness. A condition where the eyeball is too long and steep, so that light rays focus before they reach the retina. The result is difficulty in seeing distant objects clearly.</p> <p>Hyperopia: Farsightedness. A condition where the eyeball is too short, which prevents incoming light from focusing directly on the retina. It is a common type of refractive error where distant objects may be seen more clearly than objects that are near.</p>
Anterior chamber	The anterior chamber (AC) is the fluid-filled space inside the eye between the iris and the cornea's innermost surface.
Aphakic	Absence of the crystalline lens of the eye.
Aspheric lens / Asphere	Contact Lens with its front or back optic zone of aspheric form.
Astigmatism	A condition where the cornea is irregularly shaped, causing distorted vision especially at near distances.
Conjunctiva	The membrane lines the inside of the eyelids and covers the sclera (white part of the eye).
Cornea	The cornea is the transparent front part of the eye that covers the iris, pupil, and anterior chamber.
Corneal ulcer	A corneal ulcer is an open sore or lesion on the cornea.
Daily wear	Worn during waking hours and removed at the end of each day for cleaning and disinfecting.
Disinfection	A process that kills harmful microorganism (germs) which can cause serious eye infection.
Iritis	Inflammation of the colored part of the eye (Iris).
Neovascularization	Blood vessel growing into the cornea.
Subacute inflammation	Gradual swelling, redness and pain.
Ulcerative Keratitis	An infected corneal ulcer.
UV (ultraviolet)	Light from the sun that can be harmful to the eye.

2. DESCRIPTION

Hydron 1Day Contact Lens is available as **aspheric** lens design.

The lens material, polymacon, is a random copolymer of 2-hydroxyethyl methacrylate (HEMA) crosslinked with ethylene glycol dimethacrylate (EGDMA). The lenses contain a benzophenone UV-absorbing monomer which has been incorporated into the polymer matrix of the lens to absorb ultraviolet (UV) light. The average transmittance characteristics are less than 5 % in the UVB range of 280 to 315 nm and less than 50 % in the UVA range of 316 to 380 nm. The lenses are tinted from edge to edge for visibility purposes with the color additive C.I. Reactive Blue No. 4. Each finished lens is supplied in a plastic blister container with a sterile isotonic phosphate buffered saline solution containing wetting agents.

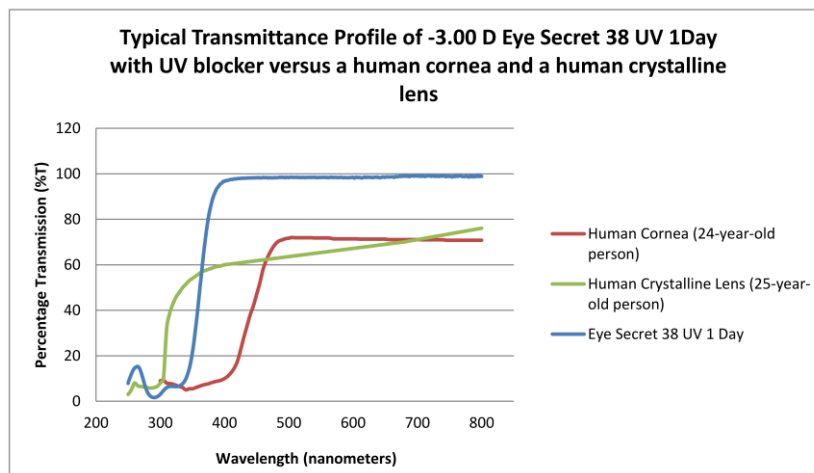
Hydron 1Day Contact Lens are hemispherical shells of the following parameters:

- Diameter: 12.00 ~ 15.00 ± 0.20 mm
- Basic Curve: 7.85 ~ 10.00 ± 0.20 mm
- Center Thickness: 0.06 ± 0.02 mm
- Powers: +20.00 D to -20.00 D

The physical/optical properties of the Lens are:

- Refractive Index: 1.440 ± 0.005 n_d
- Light Transmittance: > 95 %
- Surface Character: Hydrophilic
- Water Content: 38 %
- UV transmittance: UVB < 5 %, UVA < 50 %
- Oxygen Permeability (Dk)* : 13.5 ± 20 % x 10⁻¹¹

*(cm²/sec)(ml O₂/ml x mmHg) 35°C (Polarographic method for determination of oxygen permeability)



1. Human cornea from a 24 year-old person as described in Lerman, S., Radiant Energy and the Eye, New York, 1980, p. 58, Figure 2-21.
2. Human crystalline lens from a 25 year-old person as described in Waxler, M., Hitchins, V.M., Optical Radiation and Visual Health, CRC Press, Boca Raton, Florida, 1986, p. 19, Figure 5.
3. The UV lenses .

* The data was obtained from measurements taken through the central 3-5 mm portion of the thinnest marketed version of the UV lens (-3.00 D, 0.060 mm center thickness) and measured according to ISO 18369-3:2006 – Ophthalmic optical – Contact Lenses – Part 3: Measurement methods.

WARNING: UV-absorbing contact lenses are NOT substitutes for protective UV absorbing eyewear such as UV absorbing goggles or sunglasses because they do not completely cover the eye and surrounding area. You should continue to use UV absorbing eyewear as directed.

3. ACTIONS

When placed on the **cornea** in its hydrated state, Hydron 1Day Contact Lens acts as refracting media to focus light rays on the retina. The UV absorbing monomer in Hydron 1Day Contact Lens is used to block UV radiation. The average transmittance characteristics are less than 5 % in the UVB and less than 50 % in the UVA.

NOTE: Long term exposure to UV radiation is one of the risk factors associated with cataracts. Exposure is based on a number of factors such as environmental conditions (altitude, geography, cloud cover) and personal factors (extent and nature of outdoor activities). UV-absorbing contact lenses help provide protection against harmful UV radiation. However, clinical studies have not been done to demonstrate that wearing UV-absorbing contact lenses reduces the risk of developing cataracts or other eye disorders. Consult your eye-care practitioner for more information.

4. INDICATIONS FOR USE

Hydron 1Day Contact Lens is indicated for daily wear single use only for the correction of refractive ametropia (myopia and hyperopia) in aphakic and not-aphakic persons with non-diseased eyes. The lenses may be worn by person who exhibit astigmatism of 2.00 diopters or less that does not interfere with visual acuity.

5. CONTRAINDICATIONS (REASONS NOT TO USE)

Do not use Hydron 1Day Contact Lens when any of the following conditions exist:

- Acute and **subacute inflammation** or infection of the anterior chamber of the eye.
- Any eye disease, injury, or abnormality that affects the **cornea, conjunctiva**, or eyelids.
- Severe insufficiency of lacrimal secretion (dry eyes).
- Corneal hypoesthesia (reduced corneal sensitivity), if not **aphakic**.
- Any systemic disease that may affect the eye or be exaggerated by wearing contact lenses.
- Allergic reactions of ocular surfaces or **adnexa** that may be induced or exaggerated by wearing contact lenses or use of contact lens solutions.
- Allergy to any ingredient, such as mercury or Thimerosal, in a solution, which is to be used to care for Hydron 1Day Contact Lens.
- Any active corneal infection (bacterial, fungal, or viral).
- If eyes become red or irritated.

6. WARNINGS

Patients should be advised of the following warnings pertaining to contact lens wear:

- Problems with contact lenses or lens care products could result in serious injury to the eye. Patients should be cautioned that proper use and care of contact lenses and lens care products, including lens cases, are essential for the safe use of these products.
- Eye problems, including **corneal ulcers**, can develop rapidly and lead to loss of vision.
- Studies have shown that the risk of **ulcerative keratitis** is greater for extended wear contact lens users than for daily wear users.
- When daily wear users wear their lenses overnight (outside the approved indication), the risk of **ulcerative keratitis** is greater than among those who do not wear them overnight.
- The overall risk of **ulcerative keratitis** may be reduced by carefully following directions for lens care, including cleaning the lens case.
- Studies have shown that the risk of **ulcerative keratitis** among contact lens users who smoke is greater than among non-smokers.
- If patients experience eye discomfort, excessive tearing, vision changes, redness of the eye or other problems, they should be instructed to immediately remove their lenses and promptly contact their Eye Care Professional. It is recommended that contact lens wearers see their Eye Care Professional routinely as directed.

7. PRECAUTIONS

- Always wash and rinse hands before handling lenses. Do not get cosmetics, lotions, soaps, creams, deodorants, or sprays in the eyes or on the lenses. It is best to put on lenses before putting on makeup. Water-base cosmetics are less likely to damage lenses than oil-base products.
- Be sure that before leaving the eye care professional's office, the patient is able to remove lenses promptly or have someone else available to remove them.
- Be certain that the fingers or hands are free of foreign materials before touching lenses, as microscopic scratches of the lenses may occur, causing distorted vision and/or injury to the eye.
- Always handle lenses carefully and avoid dropping them.
- Do not touch the lens with fingernails.
- Carefully follow the handling, insertion, removal, cleaning disinfecting, storing and wearing instructions in the Patient Instruction Booklet for Hydron 1Day Contact Lens and those prescribed by the eye care professional.
- Never use tweezers or other tools to remove lenses from the lens container unless specifically indicated for that use. Pour the lens into the hand.

8. ADVERSE REACTIONS

The patient should be informed that the following problems may occur:

- Eyes stinging, burning, or itching (irritation), or other eye pain.
- Comfort is less than when the lens was first placed on the eye.
- Feeling that something is in the eye such as a foreign body or a scratched area.

- Excessive watering (tearing) of the eyes.
- Unusual eye secretions.
- Redness of the eyes.
- Reduced sharpness of vision (poor visual acuity).
- Blurred vision, rainbows, or halos around objects.
- Sensitivity to light (photophobia).
- Dry eyes.

If the patient notices any of the above, he or she should be instructed to:

- **IMMEDIATELY REMOVE THEIR LENSES.**
- If the discomfort or the problem stops, then look closely at the lens. If the lens is in some way damaged, **DO NOT PUT THE LENS BACK ON THE EYE.** Place the lens in the storage case and contact the eye care practitioner. If the lens has dirt, an eyelash, or other foreign body on it, or the problem stops and the lens appears undamaged, the patient should thoroughly clean, rinse, and disinfect both lenses; then reinsert them. After reinsertion, if the problem continues, the patient should **IMMEDIATELY REMOVE THE LENSES AND CONSULT THE EYE CARE PRACTITIONER.**

When any of the above problems occur, a serious condition such as infection, **corneal ulcer, neovascularization, or iritis** may be present. The patient should **IMMEDIATELY REMOVE THE LENSES AND CONSULT THE EYE CARE PRACTITIONER.** **The patient should bring their lenses, solutions and lens case with them to their eye care provider for culturing in order to better establish the identity of any organism associated with the patient's infection.**

9. WEARING SCHEDULE

The wearing and replacement schedules should be determined by the eye care practitioner. Patients tend to over-wear the lenses initially. The eye care practitioner should emphasize the importance of adhering to the initial maximum wearing schedule. Regular checkups, as determined by the eye care practitioner are also extremely important.

Studies have not been conducted to show that **Hydron 1Day Contact Lens** is safe to wear during sleep, therefore patients should be advised to remove their lenses while sleeping.

Hydron 1Day Contact Lens is indicated for daily wear single use only. The maximum suggested wearing time for the lens is:

Day	Hours
1	4
2	6
3	8
4	10
5	12
6 and after-	all waking hours

10. LENS CARE DIRECTIONS

Hydron 1Day Contact Lens is indicated for daily wear single use only. Therefore, no cleaning and disinfecting is required. Patients should always dispose of the lenses when they are removed and have replacement lenses or spectacles available.

11. CARE FOR A DRIED OUT (DEHYDRATED) LENS

If any lens is exposed to air while off the eye, it may become dry and brittle. In this event, simply dispose of the lens and replace with a fresh one.

12. CARE FOR A STICKING (NONMOVING) LENS

If the lens sticks (stops moving or cannot be removed), the patient should be instructed to apply 2 to 3 drops of the recommended lubricating or rewetting solution directly to the eye and wait until the lens begins to move freely on the eye before removing it. If non-movement of the lens continues more than 5 minutes, the patient should immediately consult the eye care practitioner.

13. EMERGENCIES

The patient should be informed that if chemicals of any kind (household products, gardening solutions, laboratory chemicals, etc.) are splashed into the eyes, the patient should: **FLUSH THE EYES IMMEDIATELY WITH TAP WATER AND IMMEDIATELY CONTACT THE EYE CARE PRACTITIONER OR VISIT A HOSPITAL EMERGENCY ROOM WITHOUT DELAY.**

14. HOW SUPPLIED

Each lens is supplied sterile in a blister containing buffered saline solution. The blister is labeled with the base curve, diameter, dioptic power, manufacturing lot number, and expiration date of the lens.

DO NOT USE IF THE BLISTER PACK IS BROKEN OR THE SEAL HAS BEEN DAMAGED

15. REPORTING OF ADVERSE REACTIONS

All serious adverse experiences and adverse reactions observed in patients wearing any contact lens or experienced with the lenses should be reported to:

YUNG SHENG OPTICAL CO., LTD

Address: No.8, Keya 2nd Road, Daya District, Taichung 42881, Taiwan

www.hydron.com.tw